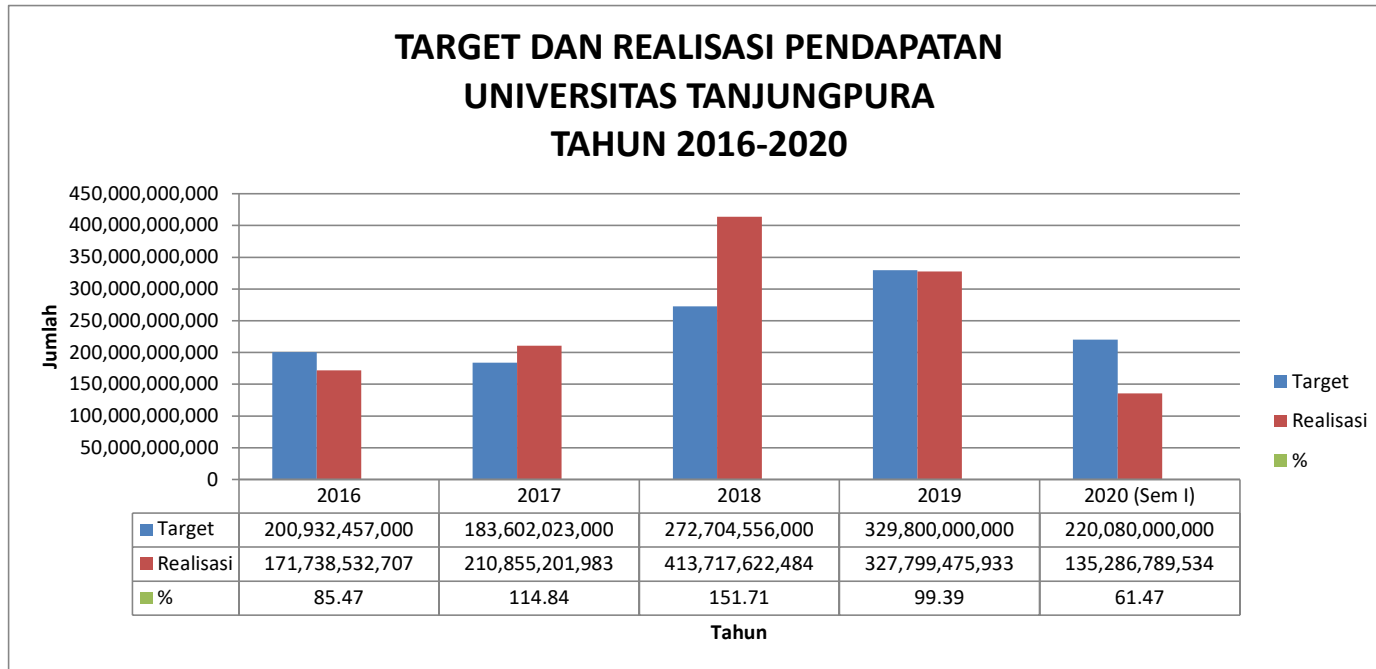


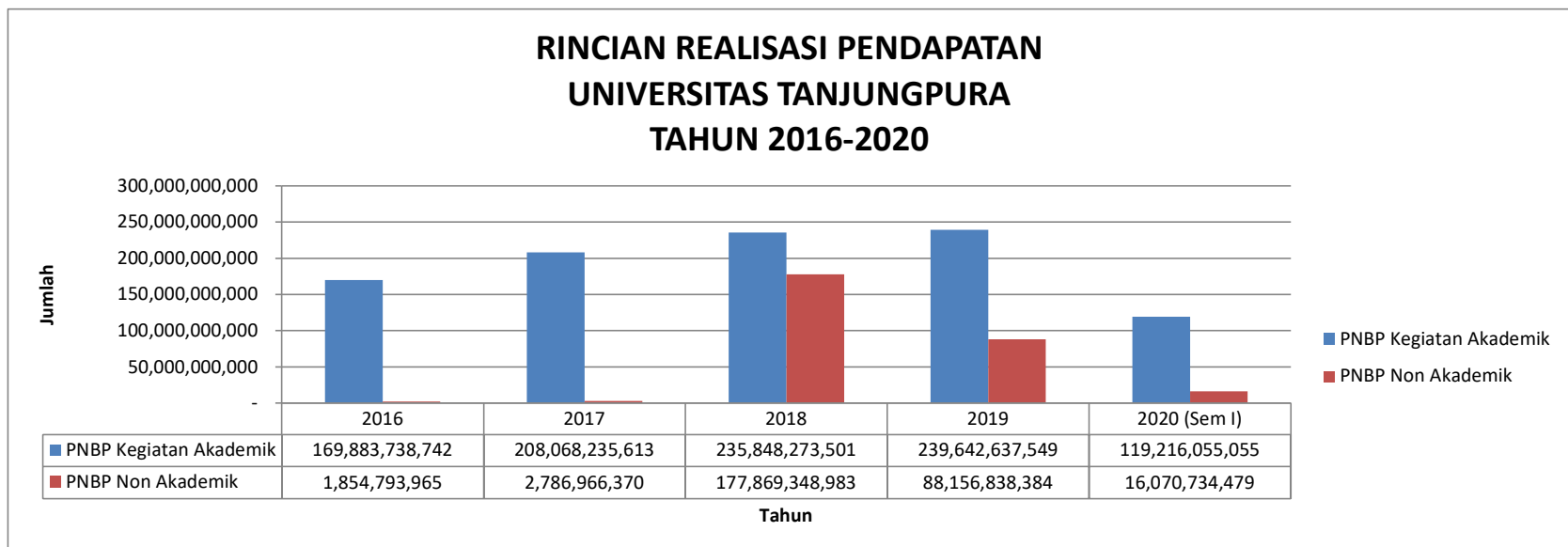
TARGET DAN REALISASI PENDAPATAN UNIVERSITAS TANJUNGPURA TAHUN 2016-2020

Tahun	Target	Realisasi	%
2016	200,932,457,000	171,738,532,707	85.47
2017	183,602,023,000	210,855,201,983	114.84
2018	272,704,556,000	413,717,622,484	151.71
2019	329,800,000,000	327,799,475,933	99.39
2020 (Sem I)	220,080,000,000	135,286,789,534	61.47



RINCIAN REALISASI PENDAPATAN UNIVERSITAS TANJUNGPURA TAHUN 2016-2020

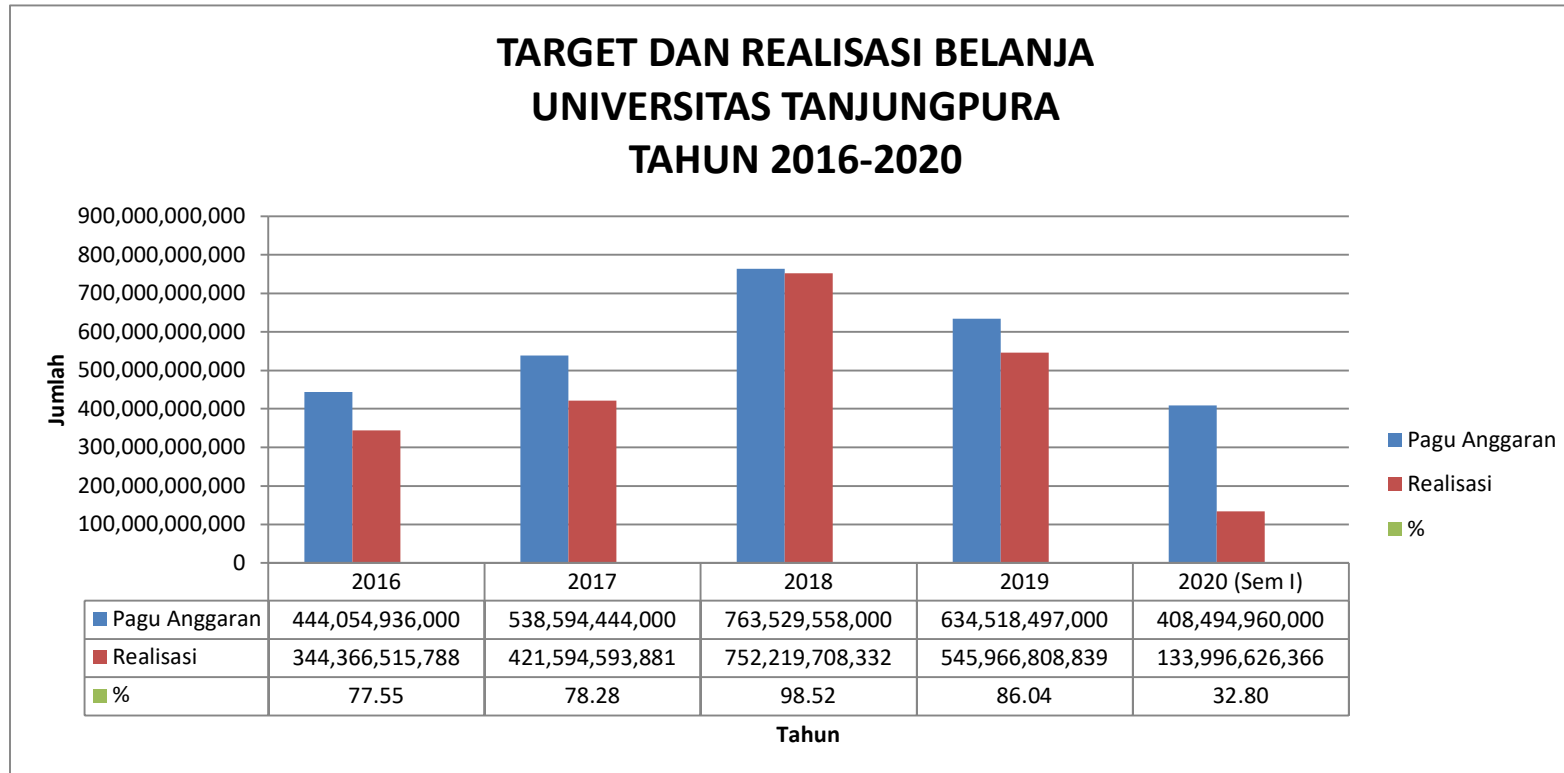
Jenis Pendapatan	2016	2017	2018	2019	2020 (Sem I)
PNBP Kegiatan Akademik	169,883,738,742	208,068,235,613	235,848,273,501	239,642,637,549	119,216,055,055
PNBP Non Akademik	1,854,793,965	2,786,966,370	177,869,348,983	88,156,838,384	16,070,734,479
Jumlah Pendapatan	171,738,532,707	210,855,201,983	413,717,622,484	327,799,475,933	135,286,789,534



TARGET DAN REALISASI BELANJA UNIVERSITAS TANJUNGPURA TAHUN 2016-2020

Tahun	Pagu Anggaran	Realisasi	%
2016	444,054,936,000	344,366,515,788	77.55
2017	538,594,444,000	421,594,593,881	78.28
2018	763,529,558,000	752,219,708,332	98.52
2019	634,518,497,000	545,966,808,839	86.04
2020 (Sem I)	408,494,960,000	133,996,626,366	32.80

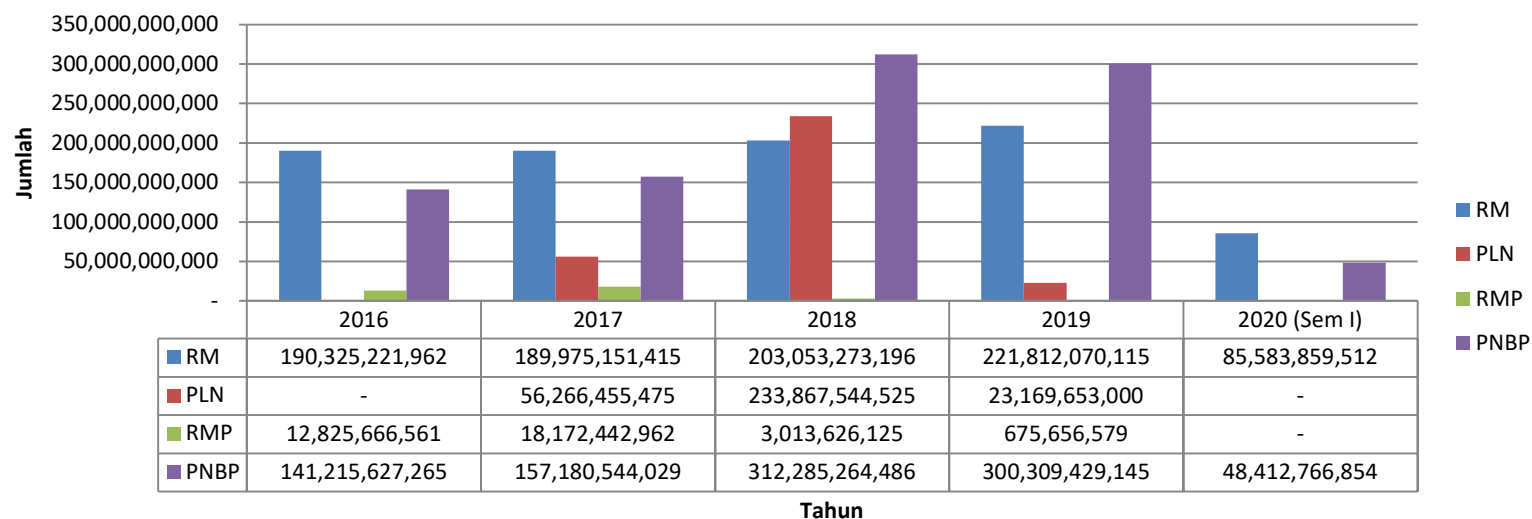
**TARGET DAN REALISASI BELANJA
UNIVERSITAS TANJUNGPURA
TAHUN 2016-2020**



RINCIAN REALISASI BELANJA PER SUMBER DANA UNIVERSITAS TANJUNGPURA TAHUN 2016-2020

Sumber Dana	2016	2017	2018	2019	2020 (Sem I)
RM	190,325,221,962	189,975,151,415	203,053,273,196	221,812,070,115	85,583,859,512
PLN	-	56,266,455,475	233,867,544,525	23,169,653,000	-
RMP	12,825,666,561	18,172,442,962	3,013,626,125	675,656,579	-
PNBP	141,215,627,265	157,180,544,029	312,285,264,486	300,309,429,145	48,412,766,854
Jumlah	344,366,515,788	421,594,593,881	752,219,708,332	545,966,808,839	133,996,626,366

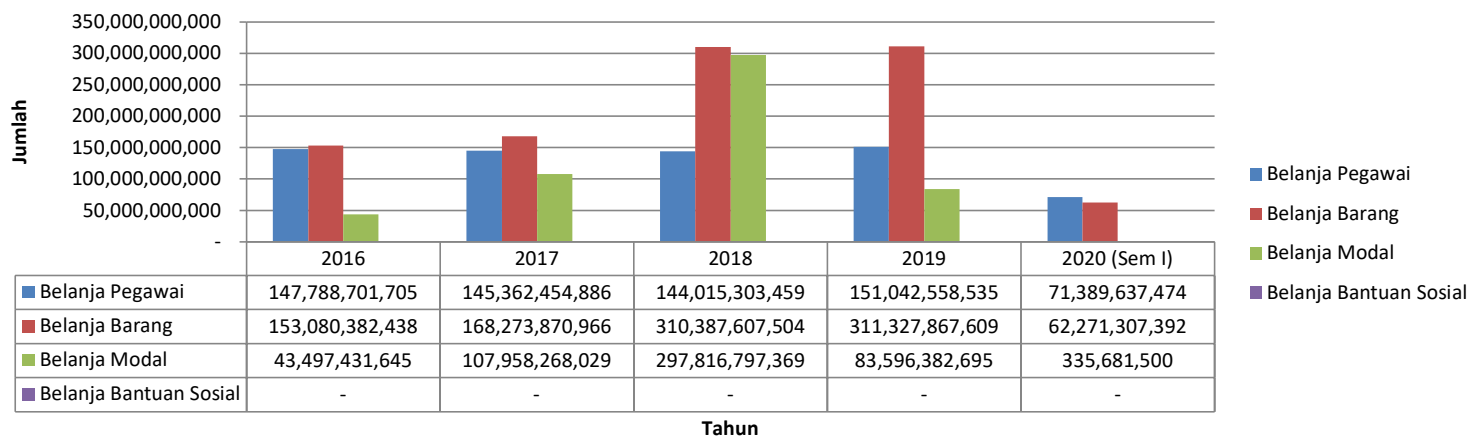
**RINCIAN REALISASI BELANJA PER SUMBER DANA
UNIVERSITAS TANJUNGPURA
TAHUN 2016-2020**



RINCIAN REALISASI BELANJA PER JENIS BELANJA UNIVERSITAS TANJUNGPURA TAHUN 2016-2020

Jenis Belanja	2016	2017	2018	2019	2020 (Sem I)
Belanja Pegawai	147,788,701,705	145,362,454,886	144,015,303,459	151,042,558,535	71,389,637,474
Belanja Barang	153,080,382,438	168,273,870,966	310,387,607,504	311,327,867,609	62,271,307,392
Belanja Modal	43,497,431,645	107,958,268,029	297,816,797,369	83,596,382,695	335,681,500
Belanja Bantuan Sosial	-	-	-	-	-
Jumlah	344,366,515,788	421,594,593,881	752,219,708,332	545,966,808,839	133,996,626,366

**RINCIAN REALISASI BELANJA PER JENIS BELANJA
UNIVERSITAS TANJUNGPURA
TAHUN 2016-2020**



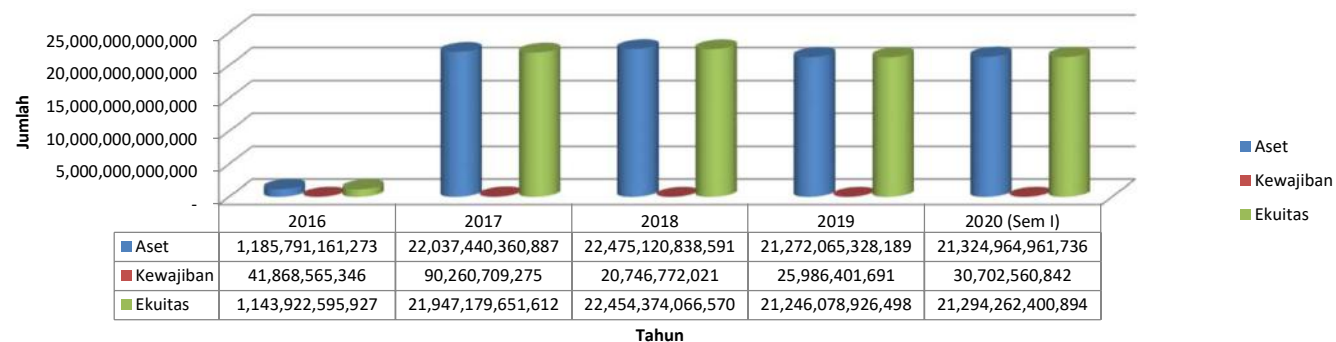
**NERACA
UNIVERSITAS TANJUNGPURA
TAHUN 2016-2020**

Perkiraan	2016	2017	2018	2019	2020 (Sem I)
Aset	1,185,791,161,273	22,037,440,360,887	22,475,120,838,591	21,272,065,328,189	21,324,964,961,736
Kewajiban	41,868,565,346	90,260,709,275	20,746,772,021	25,986,401,691	30,702,560,842
Ekuitas	1,143,922,595,927	21,947,179,651,612	22,454,374,066,570	21,246,078,926,498	21,294,262,400,894

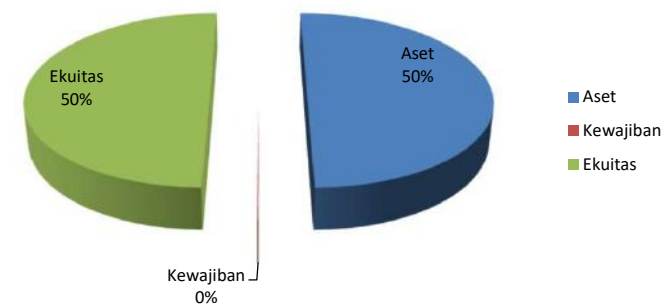
**NERACA
UNIVERSITAS TANJUNGPURA
PER 30 JUNI 2020**

Perkiraan	Jumlah
Aset	21,324,964,961,736
Kewajiban	30,702,560,842
Ekuitas	21,294,262,400,894

**NERACA
UNIVERSITAS TANJUNGPURA
TAHUN 2016-2020**



**NERACA
UNIVERSITAS TANJUNGPURA
PER 30 JUNI 2020**



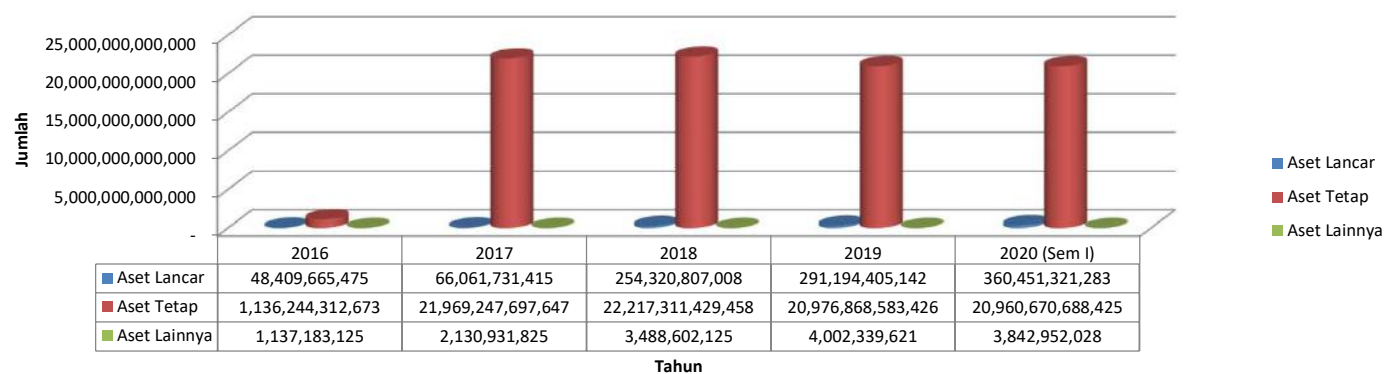
**TOTAL ASET
UNIVERSITAS TANJUNGPURA
TAHUN 2016-2020**

Perkiraan	2016	2017	2018	2019	2020 (Sem I)
Aset Lancar	48,409,665,475	66,061,731,415	254,320,807,008	291,194,405,142	360,451,321,283
Aset Tetap	1,136,244,312,673	21,969,247,697,647	22,217,311,429,458	20,976,868,583,426	20,960,670,688,425
Aset Lainnya	1,137,183,125	2,130,931,825	3,488,602,125	4,002,339,621	3,842,952,028
Total Aset	1,185,791,161,273	22,037,440,360,887	22,475,120,838,591	21,272,065,328,189	21,324,964,961,736

**TOTAL ASET
UNIVERSITAS TANJUNGPURA
PER 30 JUNI 2020**

Perkiraan	Jumlah
Aset Lancar	360,451,321,283
Aset Tetap	20,960,670,688,425
Aset Lainnya	3,842,952,028
Total Aset	21,324,964,961,736

**TOTAL ASET
UNIVERSITAS TANJUNGPURA
TAHUN 2016-2020**



**TOTAL ASET
UNIVERSITAS TANJUNGPURA
PER 30 JUNI 2020**

